

Adding Bookmarks to Video Evidence

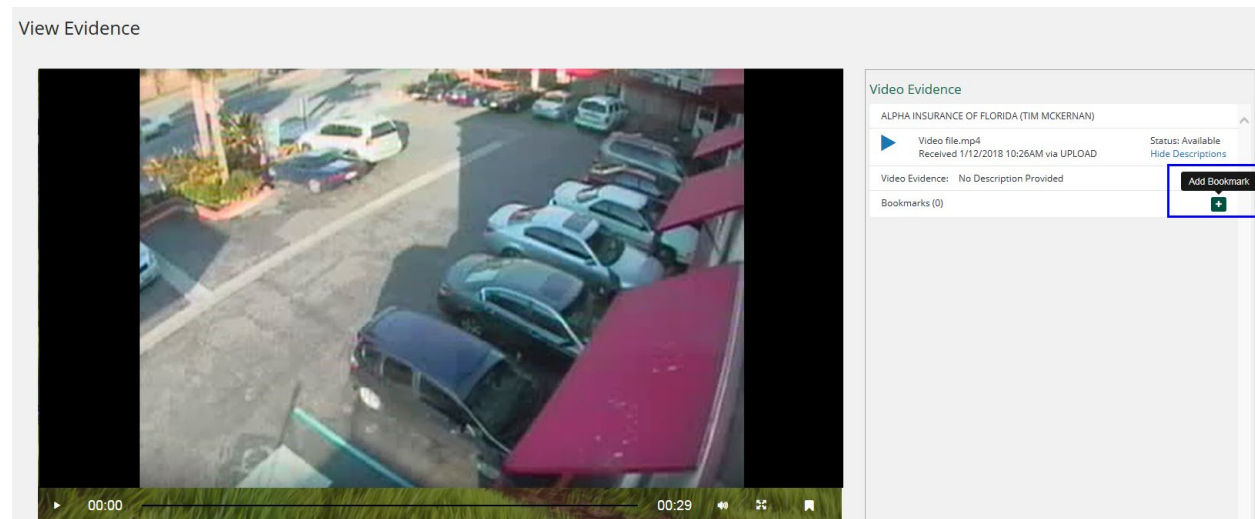
Bookmarking allows a party submitting video evidence to add a bookmark(s) to direct the arbitrator to a specific location in the video where the accident/loss occurs. If the video is lengthy and cannot be edited, this feature is helpful, as it eliminates the need for the arbitrator to view the entire video.

To add a bookmark:

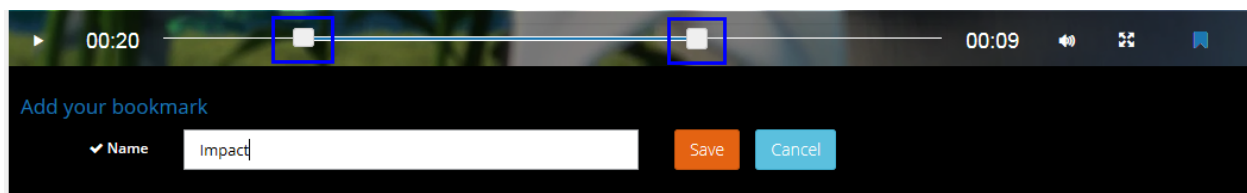
1. Attach the video evidence to the TRS filing, where applicable (i.e., Liability Arguments, Damages), and double-click the “video” icon.



2. Click on the green “Add Bookmark” icon.




3. Slide the “bookmarks” to the specific start and end points, name the bookmark, and click “Save.”




4. The added bookmark can be edited or deleted, if needed.




Video Evidence

ALPHA INSURANCE OF FLORIDA (TIM MCKERNAN)

	Video file.mp4 Received 1/12/2018 10:26AM via UPLOAD	Status: Available Hide Descriptions
---	---	--

Video Evidence: No Description Provided

▼ Bookmarks (1) 

	Impact 00:05 - 00:20	 
---	----------------------	---